


Unveiling the Enchanting World of Make In Weekend Shawls: A Comprehensive Guide to Knitted Elegance

As the crisp autumn breeze whispers through the air, enveloping us in its cozy embrace, it's time to indulge in the comforting warmth of handmade shawls. Inspired by the Make In Weekend movement, these shawls embody the essence of effortless elegance and style, promising to elevate any outfit with their intricate patterns and soft, luxurious yarns.

In this comprehensive guide, we will delve into the enchanting realm of Make In Weekend shawls, exploring their diverse styles, unraveling the secrets of their construction, and providing step-by-step instructions to empower knitters of all skill levels to create their own masterpieces. Whether you're a seasoned pro or just starting your knitting journey, get ready to embark on a captivating voyage of beauty and warmth.



Make in a Weekend Shawls by Rita Weiss

★★★★☆ 4.3 out of 5

Language	: English
File size	: 7950 KB
Text-to-Speech	: Enabled
Screen Reader	: Supported
Enhanced typesetting	: Enabled
Print length	: 46 pages
Lending	: Enabled
Hardcover	: 26 pages
Item Weight	: 5.4 ounces
Dimensions	: 6 x 0.17 x 9 inches
Paperback	: 67 pages



An Array of Styles: Exploring the Spectrum of Shawls

The world of Make In Weekend shawls is a kaleidoscope of styles, each with its own unique character and charm. From delicate lace wraps to cozy oversized scarves, the possibilities are endless. Let's explore some of the most popular types:

- **Triangular Shawls:** These classic shawls are shaped like a triangle, featuring a versatile design that can be worn in multiple ways – draped over the shoulders, wrapped around the neck, or even styled as a headscarf.
- **Rectangular Shawls:** As the name suggests, these shawls are rectangular in shape, offering a more structured silhouette. They are perfect for keeping you warm and stylish on chilly days.
- **Circular Shawls:** Also known as infinity scarves, these shawls are characterized by their seamless, circular design. They are incredibly cozy and can be effortlessly wrapped around the neck multiple times.
- **Hooded Shawls:** These shawls combine the warmth of a shawl with the convenience of a hood, making them ideal for outdoor adventures or snuggling up on the couch.

The Art of Shawl Knitting: Unraveling the Techniques

Creating Make In Weekend shawls involves a combination of essential knitting techniques, each contributing to the unique beauty and functionality of these accessories. Let's shed some light on the most common methods:

- **Garter Stitch:** This simple yet versatile stitch creates a dense, textured fabric, perfect for cozy shawls that will keep you warm and snug.
- **Stockinette Stitch:** This classic stitch produces a smooth, stretchy fabric that drapes beautifully, creating shawls with a more elegant look.
- **Lace Stitch:** Lace stitches incorporate openwork patterns into the fabric, resulting in delicate, airy shawls that are perfect for special occasions or warm-weather layering.
- **Cable Stitch:** Cable stitches add a touch of intricate texture to shawls, creating patterns that resemble woven ropes or braids.

Step-by-Step Guide: Embarking on Your Shawl-Knitting Adventure

Ready to cast on and embark on your Make In Weekend shawl-knitting journey? Here's a beginner-friendly guide to help you get started:

Materials You'll Need:

- Worsted weight yarn (approximately 500-700 yards)
- Size 8 (5mm) knitting needles
- Yarn needle
- Scissors

Instructions:

1. **Cast On:** Cast on 100 stitches using the long-tail cast-on method.
2. **Knit Garter Stitch:** Knit all rows for 6 inches, creating a garter stitch border.

3. **Begin Shawl Shaping:** Next, we will start decreasing stitches to shape the shawl. Knit 4, *knit 2 together, repeat from * across the row.
4. **Continue Decreasing:** Repeat row 3 every other row until you have 10 stitches remaining.
5. **Bind Off:** Bind off all remaining stitches using the Kitchener stitch method.
6. **Weave in Ends:** Weave in any loose ends of yarn to secure your shawl.

Choosing the Perfect Yarn: A Symphony of Fibers

The choice of yarn plays a crucial role in the look, feel, and warmth of your Make In Weekend shawl. Here's a brief overview of some popular yarn options:

- **Wool:** Wool is a natural fiber known for its warmth, softness, and durability, making it an excellent choice for cozy winter shawls.
- **Acrylic:** Acrylic is a synthetic fiber that is soft and machine-washable, making it a practical option for shawls that require easy care.
- **Cotton:** Cotton is a natural fiber that is breathable and lightweight, ideal for shawls that will be worn in warmer weather.
- **Silk:** Silk is a luxurious natural fiber that adds a touch of elegance and drape to shawls, making them perfect for special occasions.

Pattern Inspiration: A Tapestry of Creative Possibilities

The world of Make In Weekend shawls is filled with a myriad of patterns, each offering its own unique charm. From simple garter stitch shawls to

intricate lace masterpieces, the possibilities are endless. Here are a few pattern suggestions to spark your inspiration:

- **Beginner-Friendly:** The Easy Garter Stitch Shawl from Ravelry is a great starting point for beginners, featuring a simple garter stitch border and basic shaping.
- **Lace Delight:** The Cobblestone Lace Shawl from Knitty.com showcases the beauty of lace knitting, with an elegant cobblestone pattern that adds a touch of sophistication.
- **Cable Drama:** The Celtic Cables Shawl from DROPS Design incorporates stunning cable patterns, creating a visually striking accessory.
- **Hooded Haven:** The Hooded Dragonfly Shawl from Espace Tricot is a cozy and stylish hooded shawl, perfect for keeping you warm and looking fabulous.


As you venture into the enchanting realm of Make In Weekend shawls, you will discover a world of creativity, warmth, and style. Whether you're a seasoned knitter or just starting your journey, these exquisite shawls offer the perfect canvas for expressing your individuality and creating something truly special. With the techniques, patterns, and inspiration provided in this comprehensive guide, you are well-equipped to embark on your shawl-knitting adventure and create breathtaking accessories that will bring joy and warmth to your life.

Make in a Weekend Shawls by Rita Weiss

★★★★☆ 4.3 out of 5

Language : English

File size : 7950 KB



Text-to-Speech	: Enabled
Screen Reader	: Supported
Enhanced typesetting	: Enabled
Print length	: 46 pages
Lending	: Enabled
Hardcover	: 26 pages
Item Weight	: 5.4 ounces
Dimensions	: 6 x 0.17 x 9 inches
Paperback	: 67 pages


FREE

DOWNLOAD E-BOOK



Cozy Witch Mystery: A Supernatural Suspense Filled With Magic And Spells

Step Into the Enchanting Realm of Cozy Witch Mystery Prepare to be captivated by the enchanting fusion of cozy and mystical elements...



How To Breathe Underwater: Unlocking the Secrets of Volute

: Embracing the Enchanting Underwater Realm The allure of the underwater world has captivated human imagination for centuries. From...