


The Master Arpeggio System For Jazz Improvisation

The Master Arpeggio System is a comprehensive approach to jazz improvisation that uses arpeggios as the foundation for melodic development. It was developed by jazz guitarist and educator Pat Martino, and has been used by countless jazz musicians over the years to improve their improvisational skills.



The Master Arpeggio System for Jazz Improvisation

by Dennis Roberts

★★★★☆ 4.2 out of 5

Language : English

File size : 6148 KB

Screen Reader : Supported

Print length : 90 pages

Lending : Enabled



The Master Arpeggio System is based on the idea that arpeggios are the building blocks of jazz harmony. By understanding how to use arpeggios, improvisers can create melodic lines that are both harmonically sound and musically interesting.

The Basics of the Master Arpeggio System

The Master Arpeggio System consists of three main components:

1. **The arpeggio vocabulary:** This is a collection of arpeggios that are commonly used in jazz improvisation. The arpeggio vocabulary includes major, minor, dominant, diminished, and augmented arpeggios.
2. **The arpeggio patterns:** These are a set of melodic patterns that can be used to create melodic lines based on arpeggios. The arpeggio patterns include scalar patterns, triad patterns, and seventh chord patterns.
3. **The arpeggio system:** This is a method for organizing and using the arpeggio vocabulary and arpeggio patterns to create improvisational solos.

How to Use the Master Arpeggio System

To use the Master Arpeggio System, you first need to learn the arpeggio vocabulary and arpeggio patterns. Once you have learned the basics, you can start to develop your own arpeggio-based solos.

Here are a few tips for using the Master Arpeggio System:

- **Start with simple arpeggios.** As you become more comfortable with the system, you can gradually add more complex arpeggios to your solos.
- **Use the arpeggio patterns to create melodic lines.** The arpeggio patterns can be used to create a variety of melodic lines, from simple scalar lines to complex bebop lines.
- **Don't be afraid to experiment.** The Master Arpeggio System is a flexible system that can be used to create a variety of improvisational

solos. Experiment with different arpeggio patterns and combinations to find what works best for you.

Benefits of the Master Arpeggio System

The Master Arpeggio System offers a number of benefits for jazz improvisers, including:

- **Improved harmonic knowledge.** The Master Arpeggio System helps you to understand the harmonic structure of jazz standards. This knowledge can help you to create more harmonically sound improvisations.
- **Increased melodic fluency.** The arpeggio patterns provide you with a set of building blocks that you can use to create melodic lines. This can help you to play more流畅ly and creatively during your solos.
- **Enhanced improvisational skills.** The Master Arpeggio System gives you a structured approach to improvisation. This can help you to develop your improvisational skills and become a more confident and expressive soloist.


The Master Arpeggio System is a powerful tool for jazz improvisers. By learning how to use the system, you can improve your harmonic knowledge, increase your melodic fluency, and enhance your improvisational skills. If you're serious about becoming a better jazz improviser, the Master Arpeggio System is a must-learn.

The Master Arpeggio System for Jazz Improvisation

by Dennis Roberts

★★★★☆ 4.2 out of 5

Language : English




File size : 6148 KB
Screen Reader : Supported
Print length : 90 pages
Lending : Enabled



Cozy Witch Mystery: A Supernatural Suspense Filled With Magic And Spells

Step Into the Enchanting Realm of Cozy Witch Mystery Prepare to be captivated by the enchanting fusion of cozy and mystical elements...



How To Breathe Underwater: Unlocking the Secrets of Volute

: Embracing the Enchanting Underwater Realm The allure of the underwater world has captivated human imagination for centuries. From...