


Practice Guide to Performing Lightning-Fast Flight of the Bumblebee Violin

The Flight of the Bumblebee is a captivating violin piece known for its rapid and intricate passages. Mastering this technique requires a combination of exceptional finger dexterity, precise coordination, and unwavering concentration.



Bumblebee Loops: A Practice Guide to Performing a Lightning Fast "Flight of the Bumblebee" Violin, Flute, or Clarinet by Tom Gerou

★★★★☆ 4.2 out of 5

Language : English

File size : 44524 KB

Print length : 123 pages

Lending : Enabled

Screen Reader : Supported



This comprehensive guide provides a step-by-step approach to practice the Flight of the Bumblebee violin technique effectively. Through detailed explanations, exercises, and practice tips, you will gain the necessary skills to execute this demanding piece with lightning-fast speed and impeccable accuracy.

Mastering Finger Dexterity

The Flight of the Bumblebee requires agile and independent finger movements. To achieve this level of dexterity, incorporate the following

exercises into your practice routine:

- **Finger Isolation Exercises:** Focus on isolating each finger and performing scales, arpeggios, and short technical passages with each finger individually.
- **Sequenced Finger Patterns:** Practice specific finger combinations in sequence, such as 2-3-4-5-4-3-2-1, to enhance finger coordination and speed.
- **Scale Runs with Double Stops:** Play scales with two strings at a time, using different finger combinations for each string, to improve finger independence and accuracy.

Refining Coordination

Precise coordination between the left and right hands is crucial for executing the Flight of the Bumblebee. Implement these exercises to develop seamless coordination:

- **Right-Hand Fingered Octaves:** Practice playing octaves with the right-hand fingers, focusing on smooth and even transitions between strings.
- **Bow Control Exercises:** Develop precise bow control through exercises that incorporate varying bow speeds and articulations.
- **Left- and Right-Hand Coordination Studies:** Practice exercises that specifically target the coordination between the left and right hands, such as scales played in double stops with alternating bowing patterns.

Building Finger Speed

Developing lightning-fast finger speed is essential for the Flight of the Bumblebee. Incorporate the following strategies into your practice:

- **Scales and Arpeggios:** Practice major and minor scales, as well as arpeggios, at progressively faster tempos.
- **Finger Tapping Exercises:** Tap your fingers on a table or surface, focusing on achieving maximum speed and accuracy.
- **Metronome Practice:** Utilize a metronome to practice scales, arpeggios, and technical passages at increasing tempos, pushing your limits and developing finger speed.


Practice Strategies

In addition to technical exercises, effective practice strategies are essential for mastering the Flight of the Bumblebee:

- **Divide and Conquer:** Break down the piece into smaller sections and focus on perfecting each section individually.
- **Slow-Motion Practice:** Begin by practicing the piece at a very slow tempo, focusing on accuracy and precision.
- **Gradual Speed Increase:** Gradually increase the tempo as your accuracy and comfort level improve.
- **Repetition and Consistency:** Dedicate consistent practice time to the Flight of the Bumblebee, repeating passages and sections regularly to develop muscle memory.
- **Regular Breaks:** Incorporate regular breaks into your practice sessions to prevent fatigue and maintain concentration.

Mastering the Flight of the Bumblebee violin technique is a challenging yet rewarding endeavor. By systematically practicing the exercises and strategies outlined in this guide, you will develop the necessary dexterity, coordination, and speed to execute this iconic piece with precision and lightning-fast virtuosity.

Remember, patience and perseverance are key. With consistent practice and unwavering determination, you will conquer the Flight of the Bumblebee and elevate your violin playing to new heights.



Bumblebee Loops: A Practice Guide to Performing a Lightning Fast "Flight of the Bumblebee" Violin, Flute, or Clarinet by Tom Gerou

★★★★☆ 4.2 out of 5

Language : English

File size : 44524 KB

Print length : 123 pages

Lending : Enabled


Screen Reader : Supported





Cozy Witch Mystery: A Supernatural Suspense Filled With Magic And Spells

Step Into the Enchanting Realm of Cozy Witch Mystery Prepare to be captivated by the enchanting fusion of cozy and mystical elements...



How To Breathe Underwater: Unlocking the Secrets of Volute

: Embracing the Enchanting Underwater Realm The allure of the underwater world has captivated human imagination for centuries. From...