


# New Foolproof Grid Method for Easy Strip Cutting: 15 Projects with Triangles

Welcome to the world of strip cutting! This versatile technique opens up a universe of creative possibilities for quilting, table runners, and home décor. However, mastering strip cutting can be a daunting task for beginners. Fear no more! We're unveiling a revolutionary Grid Method that will transform your strip cutting experience, making it a breeze.



## Quilts with an Angle: New Foolproof Grid Method & Easy Strip Cutting; 15 Projects with Triangles, Hexagons, Diamonds & More (A Field Guide)

by Sheila Christensen

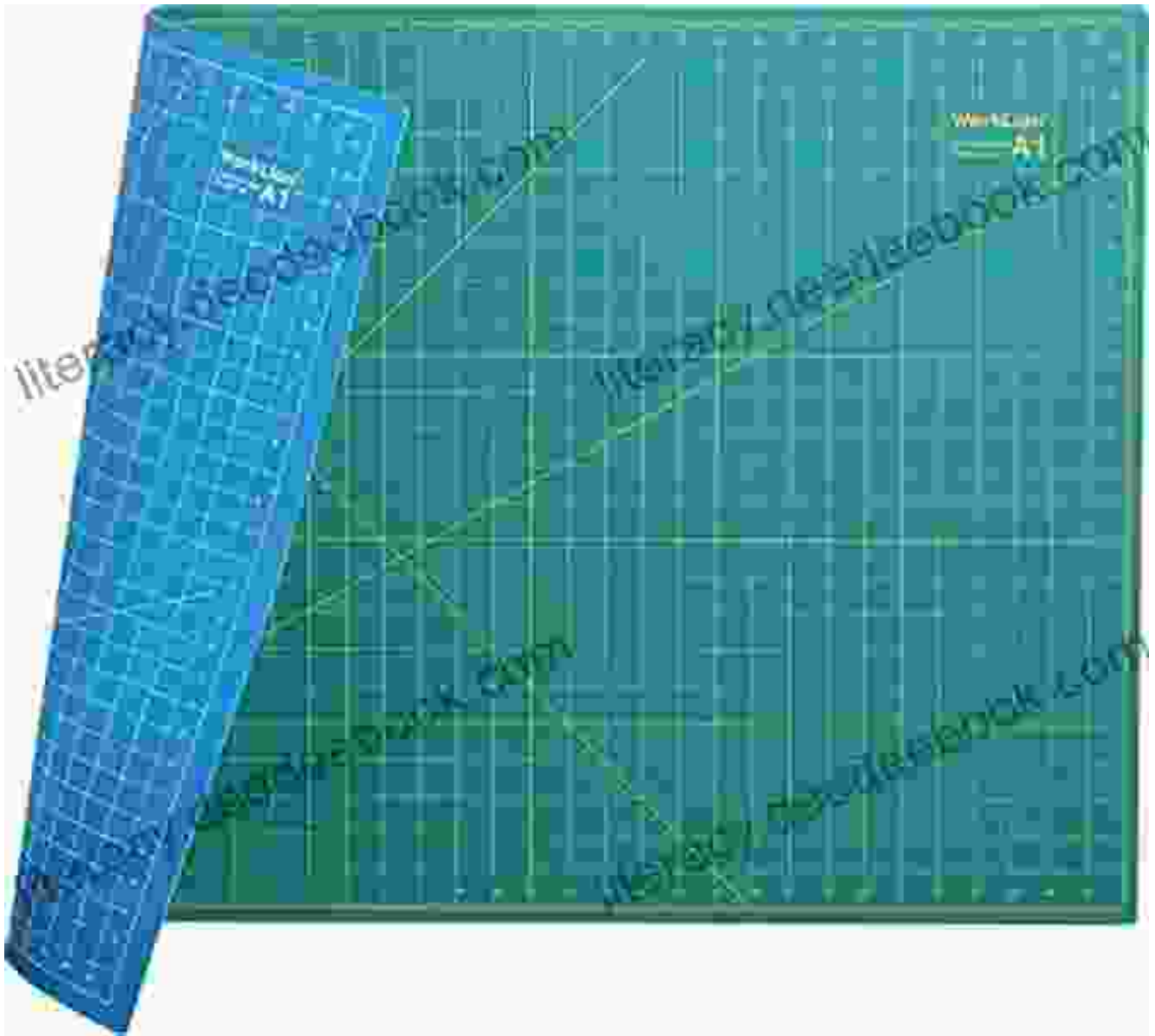
★★★★☆ 4.8 out of 5

Language : English  
File size : 110456 KB  
Text-to-Speech : Enabled  
Screen Reader : Supported  
Enhanced typesetting : Enabled  
Print length : 391 pages



## The Grid Method: A Game-Changer

The Grid Method is an ingenious approach that simplifies strip cutting by utilizing a gridded cutting mat. Imagine a mat with evenly spaced lines that act as a guide for your rotary cutter. By aligning your fabric with these lines, you can effortlessly cut strips of consistent width and length.



## Benefits of the Grid Method

- **Accuracy:** The grid ensures precise cutting, eliminating crooked strips.
- **Efficiency:** The alignment with the gridlines speeds up the cutting process.
- **Consistency:** All strips are cut to the same dimensions, ensuring uniform results.

- **Beginner-friendly:** Perfect for those new to strip cutting.
- **Versatile:** Suitable for a wide range of strip widths and lengths.

## 15 Projects with Triangles

### 1. Triangles Galore Quilt



This vibrant quilt showcases a kaleidoscope of triangles in various sizes and colors. The Grid Method makes cutting the strips a breeze, ensuring perfect alignment and symmetry.

## 2. Triangle Table Runner

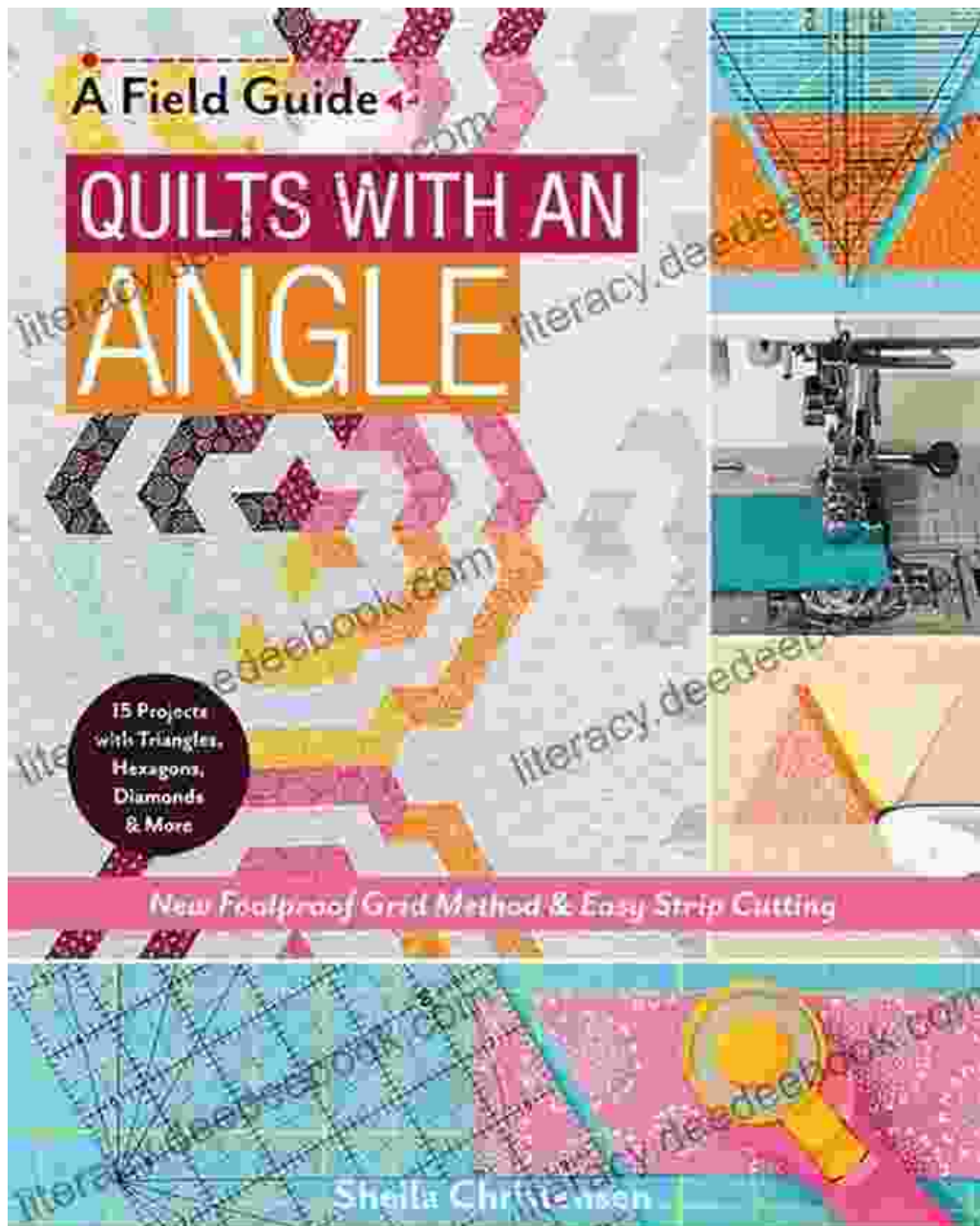


Add a touch of geometric elegance to your dining table with this striking table runner. The repeating triangle pattern draws the eye, creating a



sophisticated yet playful atmosphere.

### 3. Triangle Coasters



Protect your surfaces with these charming triangle coasters. Crafted from absorbent fabric, they add both function and style to your home décor. The Grid Method ensures each coaster is cut to perfection.

## 4. Triangle Wall Hanging



Transform your walls into a work of art with this unique triangle wall hanging. Arrange and connect triangles in different colors and textures to create a captivating focal point. The Grid Method ensures precise cutting, guaranteeing a seamless assembly.

## 5. Triangle Bunting



Celebrate any occasion with this cheerful triangle bunting. The Grid Method enables you to create uniform triangle flags, making the assembly a breeze. String them up for a touch of festive flair.

## **6. Triangle Garland**



Create an enchanting ambiance with this elegant triangle garland. Cut strips with the Grid Method, sew them into triangles, and string them together for a delicate touch of décor.

## 7. Triangle Pillows





Add a splash of geometry to your home with these whimsical triangle pillows. The Grid Method simplifies the process, allowing you to create pillows of any size and shape. Experiment with different fabrics and colors to match your décor.

## 8. Triangle Tote Bag



Organize your essentials in style with this spacious triangle tote bag. Cut strips with precision using the Grid Method, and sew them together to create a durable and fashionable accessory.

## **9. Triangle Quilt Blocks**



Embark on a quilting adventure with these versatile triangle quilt blocks. Use the Grid Method to cut strips for half-square triangles, quarter-square triangles, and other variations. Mix and match them to create stunning quilt tops.

## **10. Triangle Placemats**



Impress your guests with these chic triangle placemats. The Grid Method ensures uniform strips, resulting in placemats that add a touch of sophistication to your table setting.

## 11. Triangle Window Treatment



Elevate your home décor with a stunning triangle window treatment. Cut strips and sew them together to create a unique and eye-catching valance, curtain, or blind. The Grid Method ensures precision at every step.

## **12. Triangle Fabric Bowl**






Add a touch of whimsy to your home with this charming triangle fabric bowl. Cut and stitch triangles using the Grid Method to create a sturdy and decorative piece for storing small items.

### **13. Triangle Pencil Holder**



Keep your desk organized in style with this adorable triangle pencil holder. Cut strips with the Grid Method, fold and sew them together to create a functional and geometric accessory.

#### **14. Triangle Key Chain**



Add some personality to your keys with this cute triangle key chain. Use the Grid Method to cut strips and sew them into a colorful and eye-catching accessory.

## 15. Triangle Jewelry




Express your creativity with unique triangle jewelry pieces. Cut strips with the Grid Method, fold and shape them into earrings, pendants, and bracelets. Add beads and embellishments to create one-of-a-kind accessories.

Unlock the world of strip cutting with the revolutionary Grid Method. This innovative technique transforms the process into a breeze, making it accessible to beginners and experienced crafters alike. Embark on a

creative journey with the 15 Triangle Projects we've showcased. From quilts to coasters, home décor to jewelry, the possibilities are endless. Unleash your imagination and create stunning works of art with this groundbreaking method.

Happy strip cutting!



## Quilts with an Angle: New Foolproof Grid Method & Easy Strip Cutting; 15 Projects with Triangles, Hexagons, Diamonds & More (A Field Guide)

by Sheila Christensen

★★★★☆ 4.8 out of 5


Language : English  
File size : 110456 KB  
Text-to-Speech : Enabled  
Screen Reader : Supported  
Enhanced typesetting : Enabled  
Print length : 391 pages



## Cozy Witch Mystery: A Supernatural Suspense Filled With Magic And Spells

Step Into the Enchanting Realm of Cozy Witch Mystery Prepare to be captivated by the enchanting fusion of cozy and mystical elements...





## How To Breathe Underwater: Unlocking the Secrets of Volute

: Embracing the Enchanting Underwater Realm The allure of the underwater world has captivated human imagination for centuries. From...