


# How to Install Air Suspension in Your Road Car on a Budget with the Speedpro Series

Air suspension is a great way to improve the ride quality and handling of your road car. It can also give your car a more aggressive look. However, air suspension can be expensive to install. If you're on a budget, there are a few things you can do to save money.

The first step is to choose the right air suspension kit for your car. There are a few different types of kits available, so it's important to do your research and find one that will fit your needs and budget.

If you're not sure which kit to choose, you can always consult with a professional. They can help you find the right kit for your car and budget.



## Custom Air Suspension: How to install air suspension in your road car – on a budget! (SpeedPro series)

by Julian Edgar

★★★★★ 5 out of 5

Language : English

File size : 8450 KB

Text-to-Speech : Enabled

Screen Reader : Supported

Enhanced typesetting : Enabled

Print length : 142 pages

Paperback : 860 pages

Item Weight : 2.87 pounds

Dimensions : 6.14 x 1.71 x 9.21 inches



If you're handy with tools, you can save money by installing the air suspension kit yourself. However, it's important to note that this is a complex project that requires some experience. If you're not sure if you're up to the task, it's best to leave it to a professional.

To install the air suspension kit yourself, you'll need the following tools:

- A socket wrench
- A torque wrench
- A jack
- Jack stands
- Safety glasses
- Gloves

You can find detailed instructions on how to install air suspension on YouTube or other online resources.

Once you've installed the air suspension kit, you'll need to get your car aligned. This is important to ensure that your car handles properly. You can get your car aligned at a local tire shop or alignment center.

Once you've installed the air suspension kit and had your car aligned, you can enjoy your new ride. Air suspension can make a big difference in the way your car handles and rides. You'll be able to enjoy a smoother, more comfortable ride, and you'll also be able to handle your car better.


- Look for used air suspension kits. You can often find used kits for a fraction of the cost of new kits.

- Shop around for the best prices. There are a lot of different places to buy air suspension kits, so it's important to shop around for the best prices.
- Consider buying a kit that includes everything you need. This will save you money on parts and labor.
- Do your research. Before you buy an air suspension kit, take some time to research the different types of kits available. This will help you find the right kit for your needs and budget.

With a little planning and research, you can install air suspension in your road car on a budget. Enjoy the improved ride quality and handling that air suspension provides!

### **ALT attribute for image:**

A car with air suspension installed.



## **Custom Air Suspension: How to install air suspension in your road car – on a budget! (SpeedPro series)**

by Julian Edgar

★★★★★ 5 out of 5

Language	: English
File size	: 8450 KB
Text-to-Speech	: Enabled
Screen Reader	: Supported
Enhanced typesetting	: Enabled
Print length	: 142 pages
Paperback	: 860 pages
Item Weight	: 2.87 pounds
Dimensions	: 6.14 x 1.71 x 9.21 inches


FREE

DOWNLOAD E-BOOK



## Cozy Witch Mystery: A Supernatural Suspense Filled With Magic And Spells

Step Into the Enchanting Realm of Cozy Witch Mystery Prepare to be captivated by the enchanting fusion of cozy and mystical elements...



## How To Breathe Underwater: Unlocking the Secrets of Volute

: Embracing the Enchanting Underwater Realm The allure of the underwater world has captivated human imagination for centuries. From...