


# Easy Crochet: Discover All You Need to Know

Welcome to the captivating world of crochet, a timeless craft that weaves magic with yarn and hook. Whether you're a seasoned crafter or a curious novice, this beginner's guide will equip you with everything you need to embark on an easy crochet journey. Let's delve into the basics and explore the endless possibilities this enchanting craft offers.



## Crochet Yarn for Crocheting!: Easy Crochet. Discover All You Need To Know! by Magnus D'Jango

★★★★☆ 4.6 out of 5

Language	: English
File size	: 20012 KB
Text-to-Speech	: Enabled
Screen Reader	: Supported
Enhanced typesetting	: Enabled
Print length	: 161 pages
Lending	: Enabled
Paperback	: 88 pages
Item Weight	: 6.6 ounces
Dimensions	: 6 x 0.22 x 9 inches



## Materials for Easy Crochet

### Yarn

Yarn is the foundation of crochet, and choosing the right type is crucial. For beginners, soft and bulky yarns like acrylic or wool are recommended. These yarns are easy to handle, forgiving mistakes, and provide a quick and satisfying result.



## **Crochet Hooks**

Crochet hooks come in various sizes, each designed for specific yarn weights. For bulky yarns, use larger hooks (sizes H to K), while thinner yarns require smaller hooks (sizes C to E). Choose a hook that feels comfortable in your hand and provides good tension for your stitches.



Select the appropriate crochet hook size based on the yarn weight to ensure optimal stitch tension.

## **Basic Crochet Stitches**

Mastering a few basic stitches is the key to unlocking the world of crochet. Here's a step-by-step guide to get you started:

### **Slip Knot**

1. Make a loop with the yarn and place it on the hook.
2. Hold the tail of the yarn with your left hand.
3. Insert the hook into the loop from back to front.

4. Hook the yarn and pull it through the loop, creating a new loop on the hook.
5. Remove the old loop from the hook.

### **Chain Stitch (Ch)**

1. Make a slip knot and place it on the hook.
2. Wrap the yarn around the hook from back to front.
3. Hook the yarn and pull it through the loop on the hook, forming a new loop.
4. Repeat steps 2 and 3 to create a chain of desired length.

### **Single Crochet (Sc)**

1. Insert the hook into the next stitch of the chain.
2. Wrap the yarn around the hook from back to front.
3. Hook the yarn and pull it through the stitch, creating two loops on the hook.
4. Wrap the yarn around the hook from back to front again.
5. Hook the yarn and pull it through both loops on the hook, completing a single crochet stitch.

### **Easy Crochet Patterns**

With your basic stitches mastered, you're ready to venture into the world of easy crochet patterns. Here are a few beginner-friendly ideas to get you started:

## Granny Square


The classic granny square is a versatile pattern that can be used to create blankets, coasters, and more. It's a great beginner's project that combines basic stitches in a repetitive pattern.



## Amigurumi



Amigurumi is the art of crocheting three-dimensional objects, such as toys, animals, and characters. Start with simple shapes like balls and cubes before moving on to more complex creations.



Discover the joy of amigurumi by crocheting charming three-dimensional objects.

## Scarf

A simple scarf is a great project for practicing basic stitches and adding a cozy touch to your wardrobe. Choose a soft and warm yarn and experiment with different stitch patterns.




### **Tips for Beginners**

- Start with simple patterns and gradually increase the complexity.

- Don't get discouraged by mistakes; they're part of the learning process.
- Use stitch markers to keep track of your progress.
- Join crochet communities online or offline for support and inspiration.
- Have fun and enjoy the creative process!

Easy crochet is an accessible and rewarding craft that empowers you to create beautiful and practical items. With a little practice and patience, you can master the basics, explore endless patterns, and unleash your creativity. So grab your yarn and crochet hook, and let the journey of easy crochet begin!



## Crochet Yarn for Crocheting!: Easy Crochet. Discover All You Need To Know! by Magnus D'Jango

★★★★☆ 4.6 out of 5

Language	: English
File size	: 20012 KB
Text-to-Speech	: Enabled
Screen Reader	: Supported
Enhanced typesetting	: Enabled
Print length	: 161 pages
Lending	: Enabled
Paperback	: 88 pages
Item Weight	: 6.6 ounces
Dimensions	: 6 x 0.22 x 9 inches








## **Cozy Witch Mystery: A Supernatural Suspense Filled With Magic And Spells**

Step Into the Enchanting Realm of Cozy Witch Mystery Prepare to be captivated by the enchanting fusion of cozy and mystical elements...



## **How To Breathe Underwater: Unlocking the Secrets of Volute**

: Embracing the Enchanting Underwater Realm The allure of the underwater world has captivated human imagination for centuries. From...