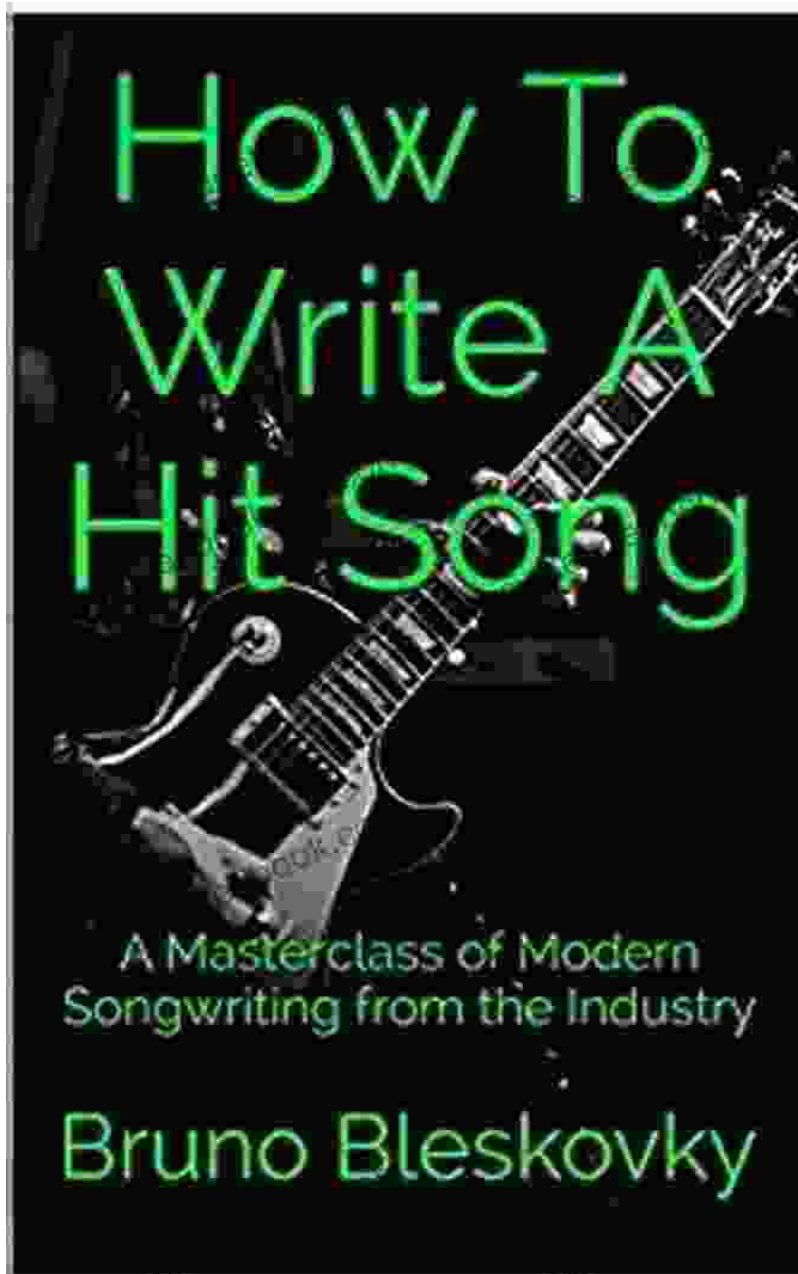



Compose Memorable Melodies: A Comprehensive Guide to Crafting Hit Songs



In the competitive world of music, writing a hit song requires a combination of inspiration, technique, and strategic planning. One of the most important elements of any hit song is the melody, which serves as the backbone of

the music and evokes emotions that resonate with listeners. Creating a melody that is both memorable and engaging is an art form that takes practice and understanding. This comprehensive guide will delve into the intricacies of melody writing, providing aspiring songwriters with the tools and knowledge to compose melodies that will leave a lasting impression on audiences.



How To Write A Hit Song: A Masterclass of Modern Songwriting from the Industry (Six-String Snippets Book 1) by Christina Weimer

★★★★☆ 4 out of 5

Language	: English
File size	: 1306 KB
Text-to-Speech	: Enabled
Screen Reader	: Supported
Enhanced typesetting	: Enabled
Word Wise	: Enabled
Print length	: 36 pages
Lending	: Enabled
X-Ray for textbooks	: Enabled



Understanding Melody Structures

Before embarking on creating a melody, it's essential to understand its basic structure. A melody consists of a series of notes arranged in a linear fashion with varying pitches, rhythms, and intervals. These notes can be organized into phrases, which are short sections of melody that typically have a clear beginning and end. Phrases are then combined to form the overall melody of a song.

1. Contour and Shape

The contour of a melody refers to the overall shape or direction it takes. It can be ascending (moving up in pitch), descending (moving down in pitch), or a combination of both. The shape of the melody creates a sense of tension and release, as well as contributing to the emotional impact of the song.

2. Rhythm and Tempo

The rhythm of a melody refers to the timing and duration of each note. It can be regular or irregular, fast or slow. The tempo, or speed, of the melody also plays a crucial role in shaping its character. A faster tempo can create a sense of urgency and excitement, while a slower tempo can evoke a more somber or reflective mood.

3. Range and Intervals

The range of a melody refers to the distance between the highest and lowest notes. The intervals between the notes create distinct melodic patterns that contribute to the overall sound of the song. Wider intervals can create a sense of grandeur or excitement, while narrower intervals can evoke a more intimate or subtle feeling.

Building Effective Melodies

Crafting a memorable and engaging melody requires careful consideration of several key principles. By following these guidelines, songwriters can increase the likelihood of creating melodies that resonate with listeners and leave a lasting impression.

1. Start with a Strong Hook

The hook is the most memorable part of a melody and often serves as the focal point of the song. It should be instantly recognizable and linger in the listener's mind. Strong hooks typically incorporate a catchy rhythm, a memorable melodic contour, and lyrics that are both relatable and impactful.

2. Use Repetition and Variation

Repetition is a powerful tool in melody writing. It helps listeners remember and anticipate the melody, creating a sense of familiarity and cohesion. However, repetition can also become monotonous if not used strategically. Incorporate variations into the melody, such as changing the rhythm, adding embellishments, or varying the intervals, to keep the melody interesting and dynamic.

3. Create Contrast and Tension

Contrast and tension are essential elements of any compelling melody. Contrast can be achieved by juxtaposing different melodic shapes, rhythms, or ranges. Tension can be created by using ascending and descending contours, unexpected intervals, or rhythmic syncopations. These elements add depth and interest to the melody and create a sense of anticipation and release.

4. Consider the Lyrics

The melody and lyrics of a song are inextricably connected. The melody should support and enhance the meaning and emotion conveyed by the lyrics. Consider the natural rhythm and stress patterns of the words when crafting the melody to create a seamless integration between music and lyrics.

Analyzing Hit Song Melodies

Studying hit songs is a valuable way to learn the techniques and strategies used by successful songwriters. By analyzing the melodies of these songs, you can gain insights into what makes them so effective and apply those principles to your own songwriting.

1. Analyze Song Structure

Pay attention to the overall structure of the song, including the arrangement of phrases, choruses, and bridges. Identify the main melodic themes and how they are used throughout the song. Note any repetition, variation, or contrasting elements that contribute to the overall impact of the melody.

2. Break Down Melodic Contour

Examine the contour of the melody, noting its shape, direction, and range. Identify any memorable melodic hooks or intervals that stand out and make the melody instantly recognizable. Analyze how the contour contributes to the emotional impact of the song.

3. Study Rhythm and Tempo

Listen to the rhythm of the melody, paying attention to the timing and duration of each note. Identify any syncopations or rhythmic variations that add interest or drive to the melody. Consider how the tempo affects the overall mood and energy of the song.

4. Identify Lyric Integration

Analyze how the melody and lyrics work together to enhance the message and impact of the song. Note how the rhythm and contour of the melody

support the natural stress patterns of the words. Identify any instances where the melody reinforces or complements the meaning of the lyrics.

Tips for Practice and Improvement

Mastering melody writing is a continuous journey that requires practice and dedication. Here are some tips to help you hone your skills and improve your ability to write memorable melodies:

1. Embrace Active Listening

Listen intently to a wide range of music, paying particular attention to the melodies. Identify the elements that make them effective and try to recreate those techniques in your own writing. Active listening will expand your musical vocabulary and help you develop a refined ear for melody.

2. Experiment with Intervals

Intervals are the building blocks of melodies. Experiment with different intervals, such as major and minor seconds, thirds, and fourths, to create a variety of melodic patterns. Try combining intervals in unexpected ways to generate fresh and original melodies.


3. Practice Writing Hooks

The hook is the most important part of a melody, so it's essential to practice writing catchy and memorable hooks. Focus on creating melodies that are instantly recognizable, easy to sing, and evoke an emotional response. Experiment with different rhythmic patterns and melodic shapes to develop your hook-writing skills.

4. Refine Your Ear

Developing a strong musical ear is crucial for melody writing. Practice identifying intervals, recognizing melodic patterns, and transcribing melodies from recordings. The better your ear, the easier it will be to create melodies that are both musically pleasing and effective.

Writing hit songs is a complex but rewarding endeavor, and crafting memorable melodies is an integral part of the process. By understanding melody structures, building effective melodies, analyzing hit song melodies, and practicing regularly, aspiring songwriters can develop the skills and knowledge necessary to create melodies that captivate audiences and leave a lasting impression. Remember that melody writing is an art form that takes time and dedication to master, but with consistent effort and a passion for music, anyone can learn to write unforgettable melodies.



How To Write A Hit Song: A Masterclass of Modern Songwriting from the Industry (Six-String Snippets

Book 1) by Christina Weimer

★★★★☆ 4 out of 5

Language	: English
File size	: 1306 KB
Text-to-Speech	: Enabled
Screen Reader	: Supported
Enhanced typesetting	: Enabled
Word Wise	: Enabled
Print length	: 36 pages
Lending	: Enabled
X-Ray for textbooks	: Enabled

FREE


DOWNLOAD E-BOOK





Cozy Witch Mystery: A Supernatural Suspense Filled With Magic And Spells

Step Into the Enchanting Realm of Cozy Witch Mystery Prepare to be captivated by the enchanting fusion of cozy and mystical elements...



How To Breathe Underwater: Unlocking the Secrets of Volute

: Embracing the Enchanting Underwater Realm The allure of the underwater world has captivated human imagination for centuries. From...