


Broken Heart Mosaics: Mosaicos De Un Corazon Roto

Broken heart mosaics are a form of art therapy that can help people to heal from the pain of heartbreak. By creating a mosaic out of broken pieces of glass or ceramic, people can express their emotions and begin to piece their lives back together.



Broken Heart Mosaics / Mosaicos de un Corazon Roto: A bilingual poetry collection by A.L. Garcia

★★★★☆ 4.8 out of 5

Language	: English
File size	: 1286 KB
Text-to-Speech	: Enabled
Screen Reader	: Supported
Enhanced typesetting	: Enabled
Print length	: 77 pages
Lending	: Enabled
Paperback	: 160 pages
Item Weight	: 12.3 ounces
Dimensions	: 5.71 x 0.39 x 8.66 inches



The Benefits of Broken Heart Mosaics

There are many benefits to creating broken heart mosaics, including:

- **Emotional release:** Creating a mosaic can help people to release their emotions and express themselves in a creative way. This can be especially helpful for people who are struggling to cope with the pain of heartbreak.

- **Self-discovery:** The process of creating a mosaic can help people to learn more about themselves and their experiences. By working with different materials and colors, people can explore their own emotions and discover new ways to express themselves.
- **Healing:** Creating a broken heart mosaic can be a healing experience. By putting the pieces of their broken heart back together, people can begin to heal their emotional wounds.

How to Create a Broken Heart Mosaic

Creating a broken heart mosaic is a relatively simple process. To get started, you will need the following materials:

- Broken pieces of glass or ceramic
- Adhesive
- A backing board
- A grout (optional)

Once you have gathered your materials, you can begin to create your mosaic.


1. **Sketch your design:** Before you start gluing the pieces in place, sketch your design on the backing board. This will help you to ensure that your mosaic has a balanced and cohesive look.
2. **Apply adhesive:** Once you have sketched your design, apply adhesive to the backing board. Be sure to use a strong adhesive that will hold the pieces of glass or ceramic in place.

3. **Glue the pieces:** Begin gluing the pieces of glass or ceramic in place one by one. Be sure to press the pieces firmly into the adhesive.
4. **Grout (optional):** Once the pieces are glued in place, you can grout the mosaic. Grout is a type of cement that fills the spaces between the pieces of glass or ceramic. Grouting will help to protect the mosaic and give it a finished look.

Broken heart mosaics are a beautiful and meaningful way to express yourself and heal from the pain of heartbreak. By creating a mosaic, you can piece your broken heart back together and begin to move forward with your life.







Broken Heart Mosaics / Mosaicos de un Corazon Roto:

A bilingual poetry collection by A.L. Garcia

★★★★☆ 4.8 out of 5

Language	: English
File size	: 1286 KB
Text-to-Speech	: Enabled
Screen Reader	: Supported
Enhanced typesetting	: Enabled
Print length	: 77 pages
Lending	: Enabled
Paperback	: 160 pages
Item Weight	: 12.3 ounces
Dimensions	: 5.71 x 0.39 x 8.66 inches


FREE

DOWNLOAD E-BOOK



Cozy Witch Mystery: A Supernatural Suspense Filled With Magic And Spells

Step Into the Enchanting Realm of Cozy Witch Mystery Prepare to be captivated by the enchanting fusion of cozy and mystical elements...



How To Breathe Underwater: Unlocking the Secrets of Volute

: Embracing the Enchanting Underwater Realm The allure of the underwater world has captivated human imagination for centuries. From...