


Blackwork Embroidery: A Detailed Guide to This Timeless and Versatile Technique

Blackwork embroidery, a timeless and versatile needlework technique, has captivated embroiderers for centuries. Originating in the 16th century, this intricate form of embroidery is characterized by bold geometric patterns, typically worked in black thread on white fabric. Its versatility and enduring appeal have made it a popular choice for everything from historical reenactments to contemporary home décor.



Blackwork Embroidery (Dover Embroidery, Needlepoint) by Moyra McNeill

★★★★☆ 4.2 out of 5

Language	: English
File size	: 23877 KB
Text-to-Speech	: Enabled
Screen Reader	: Supported
Enhanced typesetting	: Enabled
Print length	: 120 pages
Lending	: Enabled



Historical Origins and Influences

Blackwork embroidery emerged during the Renaissance period in England, likely influenced by the geometric patterns found in Islamic art and architecture. It quickly gained popularity among European nobility and wealthy merchants, who commissioned elaborate pieces for clothing, tapestries, and other decorative purposes.

During the Victorian era, blackwork experienced a revival, with its refined and elegant designs inspiring needleworkers to create intricate tablecloths, samplers, and other household items. Today, blackwork continues to be a beloved form of embroidery, with modern embroiderers reinterpreting traditional patterns and experimenting with new colors and materials.

Techniques and Stitches

Blackwork embroidery is primarily worked using a backstitch, a versatile stitch that can be used to create straight lines, curves, and intricate geometric shapes. The fabric is typically woven evenly, allowing for precise counting of threads to create symmetrical patterns.

Key stitches used in blackwork embroidery include:

- **Backstitch:** A straight stitch worked in rows, creating parallel lines.
- **Stem stitch:** A series of slanted stitches worked in a line, resembling a woven cord.
- **Crewel stitch:** A decorative stitch that creates textured shading and detail.
- **Holbein stitch:** An intricate stitch that resembles a series of interconnected loops.

Tools and Materials

To embark on a blackwork embroidery project, you will need the following tools and materials:

- **Evenweave fabric:** Aida cloth, linen, or cotton fabric with a consistent weave.

- **Black embroidery thread:** DMC or Anchor cotton thread is commonly used.
- **Embroidery needle:** A sharp needle, size 24-28, appropriate for the fabric.
- **Embroidery hoop:** To hold the fabric taut while working.
- **Scissors:** For trimming threads and cutting fabric.
- **Pattern:** A printed or hand-drawn design to guide your stitching.
- **Light source:** To illuminate your work area and prevent eye strain.

Patterns and Designs

Traditional blackwork patterns feature geometric shapes, such as squares, triangles, and circles, arranged in intricate and symmetrical designs.

Modern blackwork embroiderers often incorporate floral motifs, animals, and other imagery into their creations.

There are numerous resources available for finding blackwork patterns, including:

- **Dover Publications:** Publishes a wide range of blackwork pattern books.
- **Etsy:** An online marketplace with a vast selection of digital and printed patterns.
- **Pinterest:** A social media platform with an abundance of free and paid blackwork patterns.
- **Embroidery magazines:** Feature articles and patterns for various needlework techniques.


Projects and Inspiration

Blackwork embroidery can be incorporated into a variety of projects, including:

- **Home décor:** Tablecloths, pillows, wall hangings, and framed artwork.
- **Fashion accessories:** Embroidered collars, cuffs, and handkerchiefs.
- **Jewelry:** Pendants, earrings, and bracelets featuring blackwork designs.
- **Gifts:** Personalized samplers, bookmarks, and greeting cards.

For inspiration, consider browsing online galleries and social media platforms to see what other embroiderers are creating with blackwork. Books and magazines dedicated to blackwork embroidery also offer a wealth of ideas and techniques.

Blackwork embroidery, with its intricate geometric patterns and timeless appeal, is a versatile and rewarding needlework technique that can enhance any project. Whether you are a beginner or an experienced embroiderer, this guide has provided you with the essential knowledge and resources to embark on your own blackwork embroidery journey. Embrace the creativity and precision of this beautiful art form, and create stunning pieces that will be treasured for years to come.



Blackwork Embroidery (Dover Embroidery, Needlepoint) by Moyra McNeill

★★★★☆ 4.2 out of 5

Language : English

File size : 23877 KB


Text-to-Speech : Enabled

Screen Reader : Supported
Enhanced typesetting: Enabled
Print length : 120 pages
Lending : Enabled



Cozy Witch Mystery: A Supernatural Suspense Filled With Magic And Spells

Step Into the Enchanting Realm of Cozy Witch Mystery Prepare to be captivated by the enchanting fusion of cozy and mystical elements...



How To Breathe Underwater: Unlocking the Secrets of Volute

: Embracing the Enchanting Underwater Realm The allure of the underwater world has captivated human imagination for centuries. From...